

Solid homogeneous belt Type 260

Suitable for:



“Food-safe transport with positive-drive solid homogeneous belt”


Type 260 is constructed using a massive solid homogeneous PU belt, which can be expanded with flights to suit our specific requirements. The conveyor is characterised by the homogeneous surface. This means the belt is easy to keep clean, thus ensuring optimal hygiene. This type of solid homogeneous belt is used predominantly in the bread and confectionery industry, for example for scrap return dough.

The solution to your logistics needs when:

- A belt with a solid surface is a requirement
- A positive-drive belt is desired
- Unpacked products need to be processed vertically

The advantages of Type 260:

- Guarantees slip-free transport without any tracking
- Guarantees easy-to-clean transport
- The belt does not contain any structural reinforcing layers
- Offers a wide range of expansion possibilities including flights, infeed and outfeed funnels and wave-shaped side guides.



Solid homogeneous belt

Type 260

TECHNICAL SPECIFICATIONS

Construction	Stainless steel, shot-blasted plate frame and plastic machine parts
Transport length	1 - 30 m
Belt width	100 - 1600 mm
Belt speed	2 - 50 m/min.
Belt type	Thermodrive/Cleandrive
Operating temperature belt material	-30°C - 80°C
Nose bar	Ø116 mm equals Ø134 mm on the belt
Drive unit	SEW gear motor with stainless steel safety cover
Drive position	At belt end / centre drive
Chassis	Stationary / mobile
Electric power supply	Operating switch

OPTIONS

- CIP belt spray tube
- Crumb and drip plates (fixed or fold-away)
- Belt lifters
- Fixed or rotating belt scraper
- Quick belt release
- Flights
- Side guide (fixed-position or fold-away)
- Wave-shaped side guide fixed on the belt
- Tracking guide
- Infeed and outfeed funnel
- Receiving plate
- End stop plate
- Stainless steel worktable 400 mm wide
- Plastic worktable 200 - 400 mm wide
- Cable tube 1800 mm high
- Cable shafts
- Stainless steel control unit with frequency inverter
- Drum motor
- Stainless steel gear motor

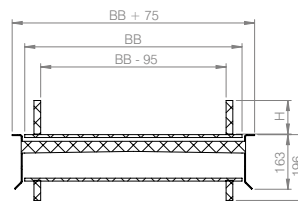
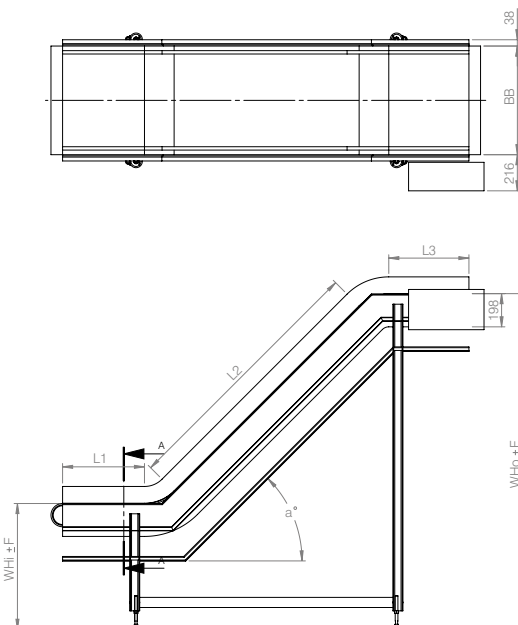
BELT TYPES



Solid homogeneous belt

Different dimensions on request, send an e-mail to sales@marvu.nl.

DRAWINGS



SECTION A-A
SCALE 1 : 10

Key to symbols

L (1, 2 and 3)	Transport length
a°	Angle
BW	Belt width
H	Height side guide
Whi	Working height infeed
Who	Working height outfeed
F	Adjustment range

Type	Adjustment range
A	± 50 mm
B	± 25 mm
C	-10 mm + 40 mm
D	± 50 mm

Chassis types A and B can also be made with an adjustment range of ± 150 mm.

